


November 2018

EST. 1981  
*Nashville*  
CALLIGRAPHERS GUILD



**NASHVILLE  
CALLIGRAPHERS  
GUILD  
2018-2019 BOARD  
OFFICERS:**

PRESIDENT: Lynn Noga  
VICE PRESIDENT: Sheryl Bracey  
TREASURER: Laura Kraft  
RECORDING SECRETARY:  
Kimberly Blevins  
CORRESPONDING SECRETARY:  
Ruth Haskins  
MEMBERS AT LARGE:  
Lilo Regen  
Joyce Skaggs  
Susan Wallace  
Robyn Hall

**COMMITTEE CHAIRS:**

WORKSHOPS: Ann Cobb  
EXHIBITS: Valerie Cypress  
DOOR PRIZES: Carol Savage  
LIBRARIAN: Gayla Hall  
MEMBERSHIP: JoAnn Bates  
NAME TAGS: Lilo Regen  
NEWSLETTER: Beth Paul, Joyce Skaggs  
REFRESHMENTS: Open  
SCRIBEHAVEN: Vicki Brandt  
WEBSITE: Miranda Fuller  
SUMMER ENVELOPE EXCHANGE:  
Ann Cobb, JoAnn Bates  
LOGO DESIGN: Vicki Brandt

Thank You to contributors of this issue: Lynn Noga, Ann Cobb, Sheryl Bracey, Laura Kraft, Vicki Brandt, Ruth Farwell and Valerie Cypress.

## **PRESIDENT'S MESSAGE**

Fall Greetings!

The holiday season is fast approaching, which brings all kinds of fun activities, including the Guild Holiday event on Dec. 2nd from 2-4 at Dana Perez's home in Nashville. I love getting together and just hanging out – we often don't get to do that at our meetings and classes. I hope you will plan to come! We will send out an evite so that we can get an idea of how many will be attending.

Our classes this year have been stellar! We just completed the "Sharp Pencil" class with Amity Parks, and I hope that we will see a lot of new pieces from all of this year's classes at our art show in Feb. If everyone completes just one new piece from each class we should have more than enough to display.

There will be more regional groups set up for next year. We've had 2 groups meet so far, and will continue to get others up and running as soon as possible.

I want to thank the board members for stepping in when needed this past year – you all are the reason that this Guild is so strong. But I really want to thank all the members for your participation at the meetings and filling the classes – you make being a part of this Guild so much fun!

I want to wish you all a very special holiday season and a happy and prosperous New Year!

Lynn Noga, President

A special thank you to Carol Hall for providing the Cover Art, a project from Amity Parks' workshop.

---

### **About the Guild**

The Nashville Calligrapher's Guild was formed in 1981 to foster the continued study, practice, and use of calligraphy among its members and to encourage community awareness of the art of calligraphy. To this end, the Guild meets five times a year, publishes a newsletter, and sponsors workshops and related activities.

Membership inquiries can be directed to JoAnn Bates at 615-452-8897. Membership is open to anyone interested in calligraphy. *The membership year runs from June 1 to May 31. Dues are due on June 1 and are considered delinquent if not received within six weeks of that date.* Dues are \$30 per year for a regular membership, \$40 a year for a contributing membership. Membership forms can be found on the website. Checks can be made payable to *Nashville Calligraphers Guild* or *NCG* and mailed to Treasurer at P.O. Box 41485, Nashville TN 37204.

Meetings are held the second Saturday in September, November, January, March, and May. The Guild meets at Plaza Artist Materials in downtown Nashville, 633 Middleton Avenue, Nashville, TN 37203. Meetings begin at 10:30 a.m. with social time immediately before at 10:00 a.m.

The Nashville Calligraphers Guild can be found on Facebook as well as the NCG website at <http://www.nashvillecalligraphersguild.org>.

Contributions to the newsletter are welcome. Submissions are made with implied permission to be used on a space-available basis as well as being subject to editing for length, clarity and conformance including but not limited to title and captions. Edits are not routinely returned to authors for review before publication due to time constraints. Photos and artwork may be reduced to accommodate available space.

Please send high quality digital files for text, photos and original artwork to [bethletters@bellsouth.net](mailto:bethletters@bellsouth.net).

# 2018-2019 NCG CALENDAR

## NCG Annual Christmas Party!

Date: Sunday, December 2, 2018

Time: 2-4 p.m.

Location: Home of NCG member  
Dana Perez at 4309 Colorado Avenue,  
Nashville, TN 37209

*November 10, 2018 - Guild Meeting*

**December 2, 2018 - Christmas Party**

*January 12, 2019 - Guild Meeting*

**February 9 - March 28, 2019 - NCG Exhibition at Centennial Art Center**

**February 21-24, 2019 - Scribehaven at Lake Barkley, Kentucky**

**March 2-3, 2019 - "Art and Materials of the Saint John's Bible" with Reggie Ezell**

*March 9, 2019 - Guild Meeting*

**March 23-24, 2019 - "Textura Meets the Parallel Pen" with Sheryl Bracey**

**April 6-7, 2019 - "Art and Materials of the Saint John's Bible" with Reggie Ezell**

**April 13, 2019 - "Watercolor Botanicals Inspired by Chinese Brush Painting" with Miranda Fuller**

**May 4-5, 2019 - "Art and Materials of the Saint John's Bible" with Reggie Ezell**

*May 11, 2019 - Guild Meeting*

**June 8-9, 2019 - "Art and Materials of the Saint John's Bible" with Reggie Ezell**

*September 14, 2019 - Guild Meeting*

**September 21-22, 2019 - "Decorated Letters" with Sharon Hanse**

**October 5-6, 2019 - "Victorian Pen (Advanced Artful Flourish)" with Heather Held**

*November 9, 2019 - Guild Meeting*

Elsewhere:

June 29 - July 6, 2019, RendezVous International Conference, Quebec

July 15 - 20, 2019, IAMPETH Conference, Denver, Colorado

## Scribehaven, 2019!

With the holidays fast approaching, we know a new year and another Scribehaven can't be far behind. It's hard to believe that we are moving into our second decade of annual retreats. Scribehaven 2019 will be our 11th annual retreat, February 21 - 24, 2019, at Lake Barkley State Resort Park, KY.

Please see the enclosed registration form for pertinent information. While last year was non-stop fun to celebrate our 10th anniversary, this year will return to a more relaxed, retreat pace. Even so, we still have some great things planned. We hope you will join us!

-Vicki Brandt, Scribehaven Chair

## Upcoming Exhibition, 2019!

Every two years, the NCG is given the opportunity to show Nashville what we are up to, and to encourage others to share our passion for the artfully written word. So, I am calling on all guild members to show off their creative talents this coming February 9 - March 28 at Centennial Arts Center in Centennial Park, Nashville.

This lovely gallery has hosted us for many years and always looks forward to seeing our work. With all the workshops Ann has organized for us, I know there is an abundance of beautiful lettering out there ready to be framed and enjoyed by all. Exhibit forms will be in the January newsletter, but in the meantime, whether you are a newbie or professional, whether your work is big or small, on paper, rocks, or fabric, I hope you will have something for a wonderful show.

Email me at [lcjazz@comcast.net](mailto:lcjazz@comcast.net) if you have any questions.

Valerie Cypress, Exhibits



# THE MATERIALS OF THE SAINT JOHNS BIBLE:

*a new extended studies course  
taught by Reggie Ezell*



Maria Helena Hokschi: gold leaf on acrylics; watercolors and gouaches on

## Planned:

*The final weekend at Carson-Newman University studying illuminated manuscripts from across the centuries, employing many of the materials and techniques presented in this course.*

*The Saint John's Bible: Heritage Edition! Up close and personal with one of the volumes. A chance to study this life size, brilliantly reproduced, rare book. (note: The current cost of the full seven volume set is approximately \$165,000.)*



Reggie Ezell: Multiple gold leafs on sculpted gilding bases: gouaches, watercolors, and inks on

The greatest work of art in western calligraphy and illumination in the last 500 years is the Saint John's Bible ([www.saintjohnsbible.org](http://www.saintjohnsbible.org)). It is created with materials that reach back millennia: calfskin vellum, quills, stick inks, dry pigments, gilding, and more. The designs, though grounded in tradition, always have a contemporary flair. The intention of this extended studies course is to be immersed in these materials and techniques in order to produce a finished work, broadside or book, integrating these materials and



Jo Miller: gold and palladium leafs on acrylics; watercolors on vellum

**Location: Paper & Ink Arts**

113 Graylynn Drive  
Nashville, TN 37214

**Dates: Fridays**

**March 2 – 3, 2019**

**April 6 - 7, 2019**

**May 4 - 5, 2019**

**May 31 - June 2, 2019** (at Carson-Newman University in Jefferson City, TN)

**Times:** 9:00 am to 6:00 pm  
(brown bag lunch)

**Cost estimate:** Tuition and supplies: \$800 - \$1,200 depending upon number of participants. \$200 down payment (non-refundable) secures enrollment in the course. Maximum of **15** students, minimum of **10** students.

**Supply list:** will follow.

Go to [www.reggieezell.com](http://www.reggieezell.com) On the home page click on “Materials of the Saint John’s Bible” to view video.



Jan Boyd: watercolors, gouaches, stick ink on calfskin vellum: gold leaf on acrylics



Mike Kecseg: gold leaf on gum ammoniac: gouaches on calfskin vellum

**SOME of the CURRICULUM to be COVERED**

**Writing Surfaces:**

***Paper, Vellum, Parchment:*** preparing and adapting these surfaces to receive various fluids, paints, and gilding.

***Lining-*** Varieties of ways to line writing surfaces based on the demands of individual projects.

**Gilding:**

***Bases:*** -Instacoll, Acrylic gesso, Gum Ammoniac, Traditional Gesso, and more

***Metal leaf:*** seven different

***Tools:*** brush, pen, textures

**Writing Implements:**

***Metal nibs:*** broad edge, pointed, ruling pen, ball pointed pen: adapting them with honing (several), reservoirs, distemperring, snipping.

***Quills:*** cutting and maintaining them

**Writing Fluids:** Gouache, Watercolor, Ink

Sticks: (black and color), Dry Pigments,

***Binders:*** gum arabic, glair, yoke



Leslie Winakur: gold leaf on acrylics: gouaches on veined calfskin



Maggie Gillikin: Watercolors and stick ink on veined vellum



# WORKSHOP REVIEW:

## “A Sharp Pencil and a Keen Eye” with Amity Parks



You know an artist is serious about her art when she routinely gets up at 3:00 am to work in her studio for 3 hours—for years. There’s a lot to be learned in her presence. Amity Parks is serious about her work, and she is also an engaging, humorous teacher. It was a pleasure spending two days with her as she discussed her work, her processes, and her journey to where she is today.

I’m like most people—been using pencils since age 3. But who knew there was so much more to a simple writing tool?! Or so many ways to sharpen lead? Or that your eraser is equally as important as your pencil? After this workshop, I have a new appreciation for pencils and graphite in all its forms. Like all Nashville Calligraphy Guild members, I have a decent collection of tools and art supplies—but Amity introduced me to a variety of graphite tools I’ve not used before. During “A Sharp Pencil and a Keen Eye” workshop, she shared how she used pencils, erasers, graphite sticks/blocks, powdered graphite and water-soluble graphite to create her artwork.



For two days, we were busy from 9 until 4:30 and used every minute learning and creating. Amity packed in a lot of information! The day consisted of demos, instruction and discussion, then back to our tables for practice. Amity checked in with every participant during the practice sessions to answer individual questions. On day one, we worked with mono-line letter forms, drawn letters and layout techniques. On day two, Amity moved on to water-soluble graphite. She demonstrated techniques for interior shaded letters, working from wet to dry and dry to wet. She also demonstrated using stencils with powdered graphite, and writing into powdered graphite with water.





The weekend was chock full of many techniques for using our tools in creative and imaginative ways; but the most valuable part of this workshop was the peek behind the curtain. As Amity demonstrated her techniques, she vividly described her thought processes. Perhaps the most revealing glimpse into her artistic creative process was during the Word Lockup with a Pencil exercise. Starting with a simple quote, she walked us through her process for designing word



groups. She chose a quote new to her so we could follow along as she worked through some standard exercises she developed to create a unique word group. She took us along for the journey, explaining her thoughts, what design elements she was considering, and why she preferred one layout over another. Then, as we worked on our own pieces, she worked with each of us individually. She generously shared her eye for balance and form, her design skills and guidance.

Amity provided a workbook for the two days—so if you wanted to just watch her demos, all the notes were provided, along with samples of each technique. It was very useful during the workshop, and definitely a great guide for taking home to the studio to continue practice. While she managed to squeeze in a lot of techniques, there was plenty of time to get in practice and personal review with each of 19 participants. I came home with my own samples of each technique to use as references for my future work. This workshop definitely added to my skills. If you missed this one, definitely keep a keen eye out for another opportunity to sharpen your lettering and design skills with Amity Parks.

- Ruth Farwell



Photos courtesy of Sheryl Bracey

**Next Meeting: November 10, 2018**  
**Plaza Artist Materials**  
**Downtown Nashville**

**Board Meeting 9:00 a.m.**  
**General Meeting 10:30 a.m.**  
**November Program**  
**(following meeting)**

## **THIS MONTH'S PROGRAM:**



## ***Lettering on Fabric***

One of the topics our members wanted for programs is lettering on items. Last program we lettered on Christmas ornaments. For November's program you will each be given a piece of canvas, provided by Eleanor Russell, to letter on. You can try all of these different tools and have your own sample to keep to remind you of what you liked best. If you have some other fabrics you want to try, please bring them.

I will have paint, acrylic inks, all types of markers, etc. If you have something you want to try on it as well bring it along. The photo on the right has panels that were painted with acrylic ink on bleached muslin and lettered on. I will have a handout on helpful tips. Come and join the fun!

Sheryl Bracey, VP/Program Chair

---

## **LETTERING PROJECT**

Remember to bring your lettering projects from 2018 to the November Guild meeting. Let's have a display for everyone to see. Next year instead of doing a lettering project, we will be focusing on the work done in our study groups.

-Ann Cobb