



March 2023

PRESIDENT'S MESSAGE

Greetings, Fellow Scribes,

Spring is starting to poke its head out. I see daffodils blooming everywhere. I don't know about you, but I'm ready for it to warm up.

We will be meeting at the Bellevue Library for our March meeting on Saturday, March 11th at 10:30 am. Once again, we are trying out another space to see how it works for us. The Bellevue Library is at 720 Baugh Road, Nashville, Tennessee 37221.

Chris Hackenbrack has a great program lined up for us in March. It has a nature theme to it, and she is really excited to put this program on for us. I look forward to her sharing it with us.

Our Christmas Zoom party was fun so I would like to repeat it in April. The theme will be "Nature" and it will tie in nicely with what Chris is going to show us at the March meeting. We don't have an exact date yet so I will email you details later.

The Centennial Art Show was a great success. We had some very lovely exhibits from our members. Thank you to our members who entered pieces into the exhibit. And, a big thank you to Valerie Cypress for coordinating the show with the Centennial Art Center. We will be having another exhibit at the Brentwood Library in December, so you have time to work on some piece for that exhibit.

I encourage you to sign up for our in-person workshops. In-person workshops give you so much more than an online class. Online classes are convenient; however, you don't get the personal input from the instructor like you do with an in-person class. There is nothing like an instructor sitting there with you to make sure you are holding the pen correctly and using the correct form. My first in-person classes were eye-openers about the art of calligraphy.

I look forward to hearing about the Scribehaven retreat. I hope the attendees take plenty of photos!

I continue to encourage you to share your lettering projects or exchange envelopes on social media for all of us to see. Use the #nashvillecalligraphersguild.

Happy writing!

Susan Wallace,
NCG President

MARCH MEETING

*****In Person*****

Saturday, March 11, 2023
10:30 a.m.

General meeting
Program to follow
Topic: Weathergrams
with Chris Hackenbrack

LOCATION:
Bellevue Branch Library
720 Baugh Road
Nashville, TN 37221

MARCH PROGRAM

Creating weathergrams is always a favorite activity for calligraphy guilds to do, especially during the Spring. Some Guilds do a Christmas version as well.

For those who are new to weathergrams and for those who haven't done them in awhile, Chris Hackenbrack will show you how to combine the love of calligraphy with the love of nature.

"We will talk about their history, and we will make one for ourselves.

Bring your favorite lettering utensil, markers, brush pens, nib and ink, whatever you are most comfortable with. While an Italic lettering style is traditional, you can make your weathergram using your own personal preference of lettering style. It is best if the ink is waterproof, and tradition is for the ink to be black, red, or white, but again, we will be flexible and creative here.

Hope to see you there!

Chris Hackenbrack

NCG Schedule for 2022-2023

Note: Meeting locations and times to be announced closer to date

**NASHVILLE
CALLIGRAPHERS
GUILD
2022-2023 BOARD OFFICERS:**

PRESIDENT: Susan Wallace
VICE PRESIDENT: Carol Hall
TREASURER: Marsha French
RECORDING SECRETARY:
Joyce Holleman
CORRESPONDING SECRETARY:
Ruth Haskins
MEMBERS AT LARGE:
Sharon Perry
Ruth Farwell
Teresa Gray
Miranda Fuller

COMMITTEE CHAIRS:

WORKSHOPS: Ann Cobb
EXHIBITS: Valerie Cypress
MEMBERSHIP: Chris Hackenbrack
NEWSLETTER: Beth Paul
SCRIBEHAVEN: Vicki Brandt
WEBSITE: Christine Shaw, social media
INSTAGRAM: Kirstina Howard
SUMMER ENVELOPE EXCHANGE:
Carol Hall
LOGO DESIGN: Vicki Brandt

Feb 2 - March 23, 2023 - Guild Exhibit at Centennial Art Center

March 11, 2023 - Guild Meeting, Bellevue Branch Library (in person)

~~**March 25 & 26, 2023 -- Layout and Design with Julie Wildman
at Paper & Ink Arts (in person) via Zoom (TBA)**~~

April 22 & 23, 2023 -- Refining Your Italic with Vicki Brandt at Paper & Ink Arts (in person)

May 13, 2023 -- Guild Meeting (Location TBA)

September 16, 2023 -- TBA

October 21 & 22, 2023 -- Watercolor Embellishments with Carol Hall at Paper & Ink Arts (in person)

Other Calligraphic Events

July 17 - 23, 2023 -- IAMPETH in Scranton, PA

A big thank you to the contributors of this issue: Susan Wallace, Carol Hall, Valerie Cypress, Chris Hackenbrack and Ann Cobb. You are very much appreciated!

A NOTE ON UPCOMING WORKSHOPS

It has been disappointing to see the low numbers of registrants for our in-person workshops. We had either 5 or 6 for the February 2022 workshop, and 13 for the September 2022 workshop. Right now, we have 8 signed up for Julie Wildman's Layout and Design workshop. That is one topic that has been requested time after time on our surveys. If we continue to have such low enrollment numbers, we will be limited to locally-led workshops.

While zoom workshops offer us opportunities to study with teachers that we cannot bring to Nashville, participants do not have opportunity to receive individual feedback from the instructors who can watch each of us and suggest tips for improvements.

Because of low enrollment, Julie's workshop has been opened to non-members. If you still plan to take the workshop and have not registered, you should do so immediately. The registration form is once again included in this newsletter.

2023 CAC EXHIBITION - FEBRUARY 2 - MARCH 23, 2023

It was a dark, cold night in February, but Centennial Art Center was bustling with activity as people came out for opening night of the gallery's exhibit. Our Nashville Calligraphers Guild works provided a lovely counterpoint to the painting and pottery also on exhibit. The entire show was lively, colorful and displayed Nashville's talent well.

Ginny Pennekamp, Kristina Howard, Carol Hall, Carol Ann Baily, Miranda Fuller, Chris Hackenbrack and Valerie Cypress were all on hand to discuss their work with visitors. Susan Wallace also came to enjoy the show.

Our show will run until March 23rd. The gallery is free and open to the public Monday through Thursday from 9:00 AM until 5:00 PM.

I hope you plan some time to go by!

Valerie Cypress,
Exhibits



At the exhibit opening...

Left to right:
Valerie Cypress,
Ginny Pennekamp,
Carol Hall,
Susan Wallace
Miranda Fuller



Left: Ginny Pennekamp
Right: Her artwork



Top: Carol Hall
Left: Kristina Howard

LETTERING PROJECT 2023

For 2023, we will be doing a Word of the Month. Here are the simple rules:

1. 3" x 5" paper -- colored, plain white or black, handmade, your choice of color and type.
2. Create the assigned word in any calligraphic style you like, embellish it, flourish it, emboss it -- make it yours.
3. List tools and materials on the back side of the paper.

We will be creating a handmade book at the end of this 2+ year project in which you will place your words. So keep that in mind as you choose a color scheme.

Sound like fun? Feel free to join us on this journey. Go back to hands that you have learned since Covid sidelined us all or hands that you studied in live workshops -- any hands that you like. This is your opportunity to be creative.

Your next two words are:
March -- Color
April -- Dream

In case you didn't get the first two words in the previous newsletter, they are:
January -- Awesome
February -- Bloom

Have fun with this project.

Ann Cobb

WORKSHOP REVIEW

Calligraphy Design and Norse Runes with Ann Miller

Review by Beth Paul

I have always been curious about runes, those ancient symbols found carved on stones throughout Europe, but I have never had an opportunity to study them. I was excited to see that a class was being offered through the Stanford Continuing Studies program in California. When I saw some of calligraphy with runes that Ann Miller had done, I knew I was in for a treat. Most people are not aware of this ancient alphabet or how often it is still being used. (Hint: look up the logo for Bluetooth.)

The class was two hours long, once a week for four weeks (7-9 pm PST which meant 9-11 pm my time!). Before our first class, we were given links on youtube to learn the basic history of where runes came from and how to pronounce them. In the first class, we learned how to draw each one and how to write our names. Since the words are written phonetically, fewer letters are needed. We progressed to writing common words, phrases, and short quotes during the second class. Homework was writing out a lengthy quote which was proofed by Ann before we rendered it in color. The third class was devoted to writing with different tools like the ruling pen for different effects and how to combine runes into monograms (again, Bluetooth). The last week was the final project: designing a modern runestone and creating a lifesize replica on paper (actual carving was optional but not required). Like any art project, careful planning on layout and tools used were a big part of it.

The runes are an ancient form of writing, but during this fun and informative class with Ann Miller, I discovered they are a fascinating alphabet to learn.



First draft, before corrections.

"The Moving Finger writes, and having writ, moves on, nor all thy piety nor wit shall lure it back to cancel half a line nor all thy tears wash out a word of it."

WORKSHOP REVIEWS

Charming Cherub - A Valentine Messenger with Heather Held


Review by Beth Paul

Heather Held has taught well over a dozen workshops over just the past few months. I would know because I took most of them. I don't know how she found the time to add another one, but she did - and so I had to have it too. It was a half day session on how to draw cherubs, in honor of Valentine's Day.

For this project, Heather drew the largest element first, the scroll for the message. She sketched a ribbon winding around the scroll with bunches of flowers for accent. Then she showed us how to draw a cherub's face. Heather discussed the ways of arranging elements to hide parts of the cherub so drawing would be easier. I decided to draw two cherubs, using references in the handouts.

Heather quickly showed us how to paint each part of the project, including the wings. She also shared her formula for mixing paint for skin tones. I did not have the colors so I used colored pencil. She showed us how to shade the scroll, the ribbon, and how to paint the flowers. Because it was such a short amount of time, we did not finish our projects in class but Heather made sure all our questions were answered and we had plenty of instructions to follow.

Heather is such a wonderful teacher, very patient and thorough. I always know I will enjoy learning something new in her class.



Pointed Pen Variations with Mike Kecseg

Review by Chris Hackenbrack

I have actually wanted to take this class for quite a while. I am very happy that Zoom and the Edmondson Calligraphy Guild have given me the opportunity. This was an 8 hour class, split into two 4-hour sessions on consecutive Saturdays in February. In the first session, Mike spent a good amount of time going over the very basic what's and why's of nib selection and pen selection (straight or oblique), as well as paper and body position. This was a great review for me and excellent information for a beginner. Mike taught 3 variations, a variation on Copperplate that he called The Informal Pen, a variation on Blackletter that he called Pointed Pen Blackletter, and a variation on Uncial that he called Pointed Pen Uncial. He sent a wonderful set of exemplars for each style that included the basic strokes, the lowercase, the capitals, and a quote lettered in the particular style. He also sent pages of examples of how to mix the variations in fun ways as well as a few examples of taking the variations ever farther.

Mike considers calligraphy a form of drawing and he emphasizes the proportions of white and black space, however, his process is not mathematical or rules based. While he taught the 3 styles that he created, he also went into detail regarding how he got there and in doing so, gave the student a blueprint for creating their own variations of any style they choose. This is, I think, the most valuable part of his lessons, giving me the road map to create my own style of lettering in a more organized fashion. The sessions were recorded and the recordings are available to the students until the end of April. Along with the recordings, the ECG also sent pdf's of his demonstration pages. Mike was a wonderful teacher, casual, personable, and knowledgeable, and I am so glad I was able to take the class. I highly recommend this class if you are ready to branch out and not only learn some fun pointed pen variations but also are interested in creating some variations of your own.


FINAL NOTICE

We need 10 participants to for the workshop to go forward or it will be cancelled.

Layout and Design for Calligraphers

Last date to sign up is March 5, 2023

Ok, so you've taken a few lettering classes and have a few hands under your belt. Great! But what's next? You've seen all the



beautiful work in the lettering magazines and the art exhibits and wonder, "Will I ever be able to do that?!" The answer is "Yes!" and this class will show you how.

Using favorite tools and a favorite quote, students will be led through a series of exercises that will focus not only on the lettering but on

layout, composition, and the negative space that is created. Principles of graphic design will be introduced as we discuss where the next letter or word should go; where and when to apply color; and the steps it takes to get to a finished piece.

Layout and Design For Calligraphers

with

~~Julie Wildman
March 25 & 26, 2023~~

~~9:30 a.m. to 3:30 p.m.~~

~~At Paper & Ink Arts~~

Cost Estimate: \$ 140.00

Deposit Required: \$35.00



We will use the favorite tools to work with black on white, white on black, walnut and sumi inks, and watercolors, as well as different papers.

In the first part of the class, we will all work together on various exercises. The second part of class will be more individual instruction as each student begins to develop his or her specific piece, finishing with a final layout that could be matted and framed.

**WORKSHOP HAS BEEN CHANGED TO ZOOM
DATES TO BE ANNOUNCED**

Layout and Design for Calligraphers

Name _____

Address _____

City, State, Zip _____

Phone _____ Alt. Phone _____

Email Address _____

Workshop Deposit \$ 35.00 Amount Enclosed _____

Make checks payable to **Nashville Calligraphers Guild**

Mail checks and registration form to:

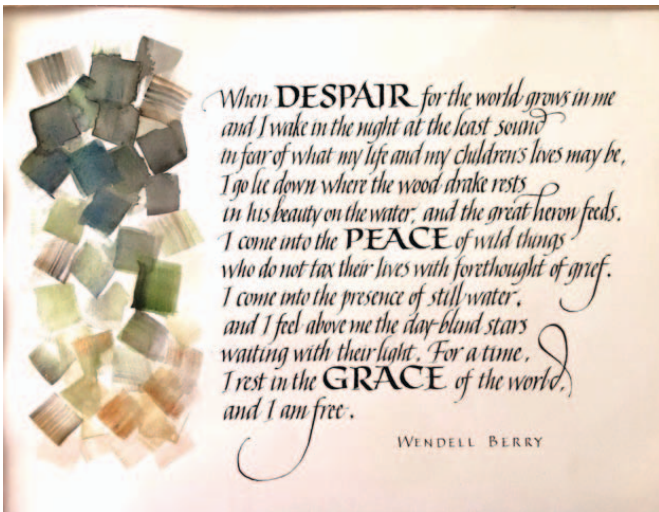
Ann Cobb, Workshop Chair, 134 La Plaza Drive, Hendersonville, TN 37075

Refining Your Italic

For the last several years, we have seen a resurgence in “calligraphy”, thanks to modern variations on pointed pen lettering. Unfortunately, the more traditional broad-edge letterforms seem to have taken a backseat. One of the most beautiful and versatile broad-edge alphabets is Italic.



As many of you know, I love Italic; but no matter how much we love any letterform, our interest in the basics wanes. We begin to take what we think we know for granted, and we may become sloppy in our approach. This fuels dissatisfaction with our work and disenchantment with the letterform itself.



Does this sound familiar? If so, grab your pens and spend a weekend revisiting and refining your italic or possibly visiting italic for the very first time. Please join me on April 22 & 23, 2023, for “Refining Your Italic.”

The workshop is open to all skill levels with a focus on basics, but we will move along and add some pizzazz to keep things lively. I hope you will join me!

Refining Your Italic with Vicki Brandt

April 22 & 23, 2023
9:30 a.m. to 3:30 p.m.

At Paper & Ink Arts
113 Graylynn Drive
Nashville, TN

Workshop Cost: \$ 115.00

Deposit Required: \$35.00

Refining Your Italic

Name _____

Address _____

City, State, Zip _____

Phone _____ Alt. Phone _____

Email Address _____

Workshop Deposit \$ 35.00 Amount Enclosed _____

Make checks payable to **Nashville Calligraphers Guild.**

Mail checks and registration form to:

Ann Cobb, Workshop Chair, 134 La Plaza Drive, Hendersonville, TN 37075

Scranton, Pennsylvania
July 17 - 23, 2023

IAMPETH Update

The conference this year will focus on Preserving the Past, Learning in the Present, and Creating for the Future -- Extending the Heritage.

The registration booklets are now available on the IAMPETH web site. Registration for current members will be held March 18. Members who joined after March 4 will be able to register on April 1 if any spaces are available.



Be sure to visit the website at www.IAMPETH.com.

(You do not have to be a member of IAMPETH to enjoy the beautiful calligraphy in the online archives.)

About the Guild

The Nashville Calligrapher's Guild was formed in 1981 to foster the continued study, practice, and use of calligraphy among its members and to encourage community awareness of the art of calligraphy. To this end, the Guild meets five times a year, publishes a newsletter, and sponsors workshops and related activities.

Membership inquiries can be directed to Chris Hackenbrack at deMuralist@gmail.com. Membership is open to anyone interested in calligraphy. The membership year runs from June 1 to May 31. Dues are due on June 1 and are considered delinquent if not received within six weeks of that date. Dues are \$30 per year for a regular membership. Membership forms can be found on the website. Checks are made payable to **Nashville Calligraphers Guild** (no abbreviations, please!) and mailed to Treasurer at P.O. Box 41485, Nashville TN 37204.

Meetings are held the second Saturday in September, November, January, March, and May. Meeting locations may vary. Meetings usually begin at 10:30 a.m. with social time immediately before at 10:00 a.m. (NOT during COVID pandemic, until further notice...).

The Nashville Calligraphers Guild can be found on Facebook and Instagram as well as the NCG website at <http://www.nashvillecalligraphersguild.org>.

Contributions to the newsletter are welcome. Submissions are made with implied permission to be used on a space-available basis as well as being subject to editing for length, clarity and conformance including but not limited to title and captions. Edits are not routinely returned to authors for review before publication due to time constraints. Photos and artwork may be reduced to accommodate available space. Please send high quality digital files for text, photos and original artwork to bethletters@bellsouth.net.